



D.A.V. NANDRAJ PUBLIC SCHOOL

BARIATU, RANCHI



HOLIDAY HOMEWORK

SESSION 2025 - 26

CLASS: V

ENGLISH

1. Read 2 English story books (Panchatantra Tales, Akbar and Birbal, The Jungle Book, Enid Blyton Stories, Charlie and the Chocolate factory).
2. For each book, write
 - Book title and author.
 - 5 to 6 lines summary
 - Your favourite character and why
3. Write a paragraph on "How I spent my summer holidays".
4. Learn 10 new English words from any story or newspaper.
5. Write each word, its meaning and use it in a sentence.
6. Copy one small paragraph (5 to 6 lines) in proper cursive handwriting for 15 days from your story book.

Project Work:-

Talk with your elders about one Indian State per day and write a short paragraph about any one Indian State.

Note:- Do all the above home work in a separate thin English notebook.

HINDI

नव उन्मेष

पाठ 1 अपना भारत प्यारा है

पाठ 2 जरा फिर से बताओ

सार्थक हिंदी व्याकरण

पाठ 1 भाषा लिपि एवं व्याकरण

पाठ 2 वर्ण वर्णमाला एवं आगत वर्ण

- 1) उपरोक्त पाठों का अध्ययन करें ।
- 2) अपनी पाठ्यपुस्तक से एक कविता याद करें।
- 3) परियोजना कार्य - झारखंड के पांच पर्यटक स्थल का नाम लिखें और उनके चित्र को A4 चार्ट पेपर पर चिपकाएं।
- 4) 5 दिनों तक अखबर पढ़ें और सबसे रोचक विषय को काटकर कॉपी में चिपकाएं।

SANSKRIT

परियोजना कार्य

1. तत्, एतद्, किम् (सर्वनाम शब्दों का तीनों लिंगों में प्रयोग करते हुए दस वाक्य संस्कृत में A4 साईज पेपर में लिखकर इन वाक्यों से सम्बन्धित चित्रों को सजाएं और स्टिक फाईल में जमा करें।
2. बालक, लता शब्द रूप तथा भू धातु का रूप चारों लकारों में अपनी कक्षा कार्य कॉपी में लिखें और याद करें।

MATHEMATICS

I. Project Work-

Topic – Prime number and composite number

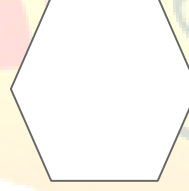
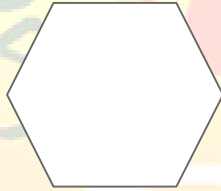
Project : Use A4- size paper

- a. Write the definition of prime numbers and composite numbers.
- b. Write all prime numbers and composite numbers less than 100.

For example :- Make this type of figure and write the numbers.

* Prime numbers less than 100.

* Composite numbers less than 100.



(Note: Submit the project work in a stick file.)

III. Solve the following problems in thin notebook.

a. Page number – 22 (Let us Revise)

Question no. 1, 3, 7, 10

b. Page number -43 (Let us Revise)

Question no. 1, 2

III. Learn the multiplication table from 11 to 20.

ARYA GYAN PRACHAR SAMITI

EVS

1. Make a project work on different types of nutrients.

Topic – **THE POWER OF NUTRIENTS**

Project format:

- Use a scrapbook or make a log book.(with colorful papers)
- Create colorful sections for each nutrient.
- Paste pictures or draw food items.
- Include short descriptions (2-3 lines) under each type.
- Students will collect following information and write in their scrapbook.

Q1. Ask your grandparents or elders in the family about the kind of food they ate regularly in their childhood. Compare it with the things you eat regularly.

Q2. Find out the traditional food made in your house and write down the ingredients and the method used for making it.

2. Learn chapter 1,2,3,and 4

3. Ch -5 My Family Tree

Do this activity in your notebook.

Make a family tree and paste pictures of your Paternal family and Maternal family members.

COMPUTER SCIENCE

- Learn chapter 1 and 2
- Find ten IoT devices or systems and make the diagram with definition in A4 sheet and submit it in a stick file.

GK

WORKSHEET



Name: _____

Class /Sec: _____

In the boxes below, draw pictures of Medicinal plants and Herbs.

MEDICINAL PLANTS

HERBS



Q. Read the sentences and name them correctly in the space provided.

- The most important timber tree in India. _____
- The world's smallest bird. _____
- Name the reptiles that can move their eyes into two different directions at the same time.

- Beautiful creatures have their taste buds on their feet. _____
- Who said, "If you want to shine like a Sun, first burn like a Sun". _____
- Where are the white blood cells made? _____

Note: " Students will take a printout of the worksheet and complete it. Submit the worksheet to the respective subject teacher after the vacation."

ARYA GYAN PRACHAR SAMITI

VEDIC EDUCATION

आलस्यं हि मनुष्याणां शरीरस्थो महान् रिपुः।

नास्त्युद्यमसमो बन्धुः कृत्वा यं नावसीदति ॥

(श्लोक)

ओ३म् यज्जाग्रतो दूरमुदैति दैवं तदु सुप्तस्य तथैवैति ।

दूरंगमं ज्योतिषां ज्योतिरेकं तन्मे मनः शिवसंकल्पमस्तु ॥

(मन्त्र)

श्लोक और मंत्र दोनों याद करने हैं।

1. प्रथम पाठ, द्वितीय पाठ पढ़िए तथा उससे मिलने वाली शिक्षा को पतली काँपी में लिखिए तथा प्रश्नोत्तर याद करें ।
2. आप प्रतिदिन अपना आत्मनिरीक्षण कीजिए तथा इससे आपमें क्या सुधार आया है उसे लिखिए (पतली काँपी)

परियोजना कार्य

3. छत्रपति शिवाजी का चित्र बनाइए रंग भरिए (A4 size) तथा उनके विषय में 10 पंक्ति लिखिए।
4. गर्मी की छुट्टी में जहाँ भी घूमने जाओ, वहाँ की फोटो लेकर उसके विषय में 5 पंक्ति लिखिए।
(5 फोटो होनी चाहिए।)

ओ३म्

ARYA GYAN PRACHAR SAMITI